

BOOGIEWOOGIE.RU

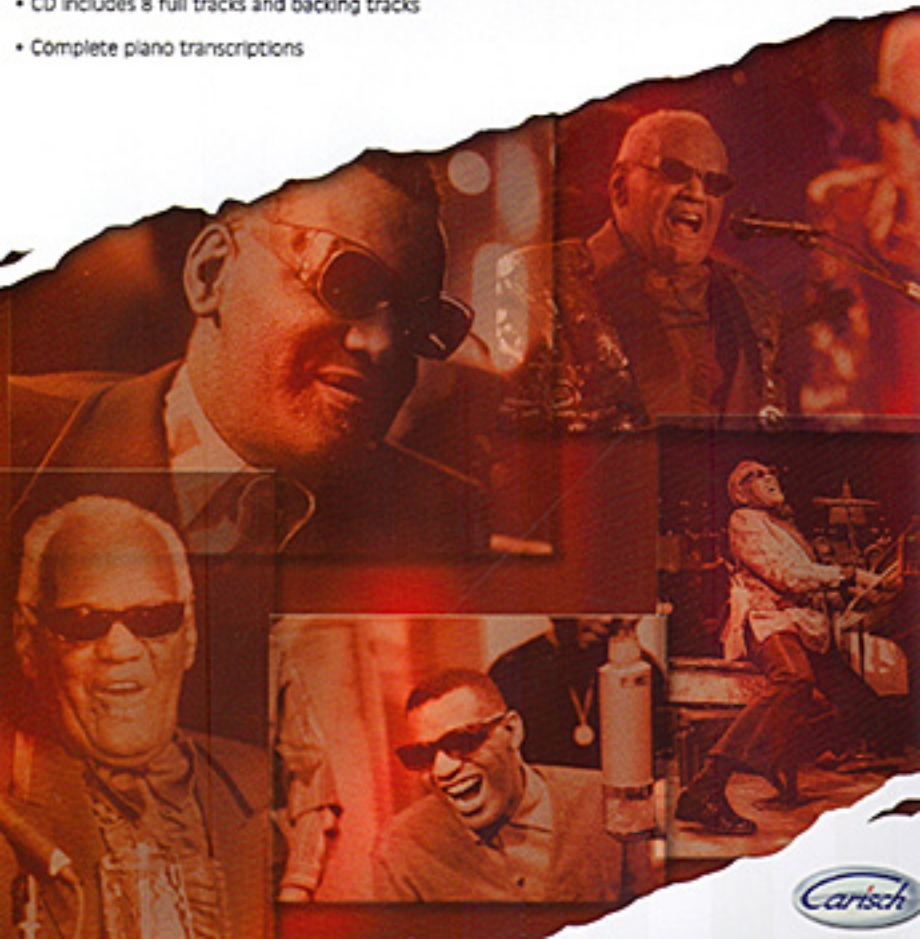
# ULTIMATE MINUS ONE

# RAY CHARLES

Piano  
Trax

*Jam* with eight classic Ray Charles tracks

- CD includes 8 full tracks and backing tracks
- Complete piano transcriptions



Carisch

# ULTIMATE MINUS ONE

# RAY CHARLES



*Jam* with eight classic Ray Charles tracks

Backing tracks produced and recorded by Fabio Carraffa.

Piano parts played by Angelo Racz.

Thanks to all the publishers involved in this project.



This album © 2005 by CARISCH s.r.l. - Milano

All rights reserved. No part of this book may be photocopied or reproduced in any way without permission. Unauthorized uses are punishable by law.

## Introduction

This book allows you to learn and play eight classic songs from Ray Charles using top quality backing tracks. Each song is fully transcribed for piano. The included CD enables you to learn how to play each piece by following the "full track" version, and then to perfect your skills with the play-along "minus one" tracks - like performing with a live band.

Have fun!



*in the book**on the CD***BORN TO LOSE**

page 5

- |    |               |      |
|----|---------------|------|
| 1. | full version  | 3:20 |
| 2. | backing track | 3:20 |

**DON'T YOU KNOW**

page 10

- |    |               |      |
|----|---------------|------|
| 3. | full version  | 3:00 |
| 4. | backing track | 3:00 |

**GEORGIA ON MY MIND**

page 15

- |    |               |      |
|----|---------------|------|
| 5. | full version  | 3:36 |
| 6. | backing track | 3:36 |

**I CAN'T STOP LOVING YOU**

page 20

- |    |               |      |
|----|---------------|------|
| 7. | full version  | 4:16 |
| 8. | backing track | 4:16 |

**RUBY**

page 26

- |     |               |      |
|-----|---------------|------|
| 9.  | full version  | 3:52 |
| 10. | backing track | 3:52 |

**SHAKE A TAIL FEATHER**

page 31

- |     |               |      |
|-----|---------------|------|
| 11. | full version  | 3:01 |
| 12. | backing track | 3:01 |

**WHAT'D I SAY**

page 38

- |     |               |      |
|-----|---------------|------|
| 13. | full version  | 6:18 |
| 14. | backing track | 6:18 |

**YOU ARE MY SUNSHINE**

page 52

- |     |               |      |
|-----|---------------|------|
| 15. | full version  | 3:07 |
| 16. | backing track | 3:07 |

# BORN TO LOSE

Testo e Musica di T. Daffan



Resigned ♩ = 80



E♭



B♭ pedal

8

8

Strings

tr

Mi♭

6

E♭



Fm



B♭7



Born to lose,

I've lived my \_\_\_\_\_ life in

8

8

Mi♭

Fam

Si♭7

3

E♭



A♭



vain.

Ev - 'ry dream

8

8

Mi♭

Lab



8 has on - - - ly brought me pain. All my

Mi $\flat$



8 life I've al - ways been so blue.

Mi $\flat$ 7 Lab



8 Born to lose and now I'm los - ing you.

Si $\flat$ 7 Mi $\flat$



8 Born to lose, it seems so hard to bear.

Fm7 Si $\flat$ 7 Mi $\flat$  Fam Si $\flat$ 7 Mi $\flat$




E<sup>b</sup>7  A<sup>b</sup>  4fr.

8 When I wake \_\_\_\_\_ and find \_\_\_\_\_ that you're \_\_\_\_\_ not \_\_\_\_\_



E<sup>b</sup> 

8 there. You've \_\_\_\_\_ grown \_\_\_\_\_ tired \_\_\_\_\_ and



A<sup>b</sup>  4fr.

8 now \_\_\_\_\_ you say we're \_\_\_\_\_ through; \_\_\_\_\_ born \_\_\_\_\_ to



B<sup>b</sup>7 

E<sup>b</sup> 

8 lose \_\_\_\_\_ and now I'm los - ing \_\_\_\_\_ you. \_\_\_\_\_





Musical notation for the first system, including piano accompaniment and guitar chord diagrams for E7 and Ab 4fr.



Musical notation for the second system, including piano accompaniment and guitar chord diagrams for Bb7, Eb, and B7. Lyrics: Born to



Musical notation for the third system, including piano accompaniment and guitar chord diagrams for E, F#7, B7, E, and E7. Lyrics: lose, I've lived my life in vain. Ev - 'ry



Musical notation for the fourth system, including piano accompaniment and guitar chord diagrams for A and E. Lyrics: dream has on - ly brought me pain. All my

# BOOGIEWOOGIE.RŪ

E7



A



8 — life — I've al - ways — been so blue.

B7



8 — Born — to lose and now I'm los - ing —

E



C7



B7



A#dim



8 — you. — Born — to lose and

B7



E



A6



C



E



8 now I'm los - ing you.

## DON'T YOU KNOW

Words and Music by Ray Charles



Moderately

Woooh, well, don't you know, ba - by child, don't you know ba - by

oww, don't you know ba - by lit-tle girl, lit-tle girl, don't you know

please lis - ten to me ba - by girl, I'm in love with you so, Turn your lamp down low

I said turn your lamp down low wooo, turn it down

G D9 G G D9 G  
Sol Re9 Sol Sol Re9 Sol

C7 F7 C7 G D9 G  
Do7 Fa7 Do7 Sol Re9 Sol

A m7 B7m7 D9sus4 G D9 G  
Lam7 Si7m7 Re9sus4 Sol Re9 Sol

G D9 G G D9 G C7 F7 C7  
Sol Re9 Sol Sol Re9 Sol Do7 Fa7 Do7

G D9 4fr. G Am7 B<sup>b</sup>m7 D9sus4 10fr.

8 please turn your lamp down low \_\_\_\_\_ come on \_\_\_\_\_ ba - by \_\_\_\_\_ girl I'm in love with

Sol Re9 Sol Lam7 Sibm7 Re9sus4

G D9 4fr. G D7 G7 B<sup>b</sup>m C7 Bm

8 you so. \_\_\_\_\_ now I know I've been a-way for such a long \_\_\_\_\_ time

Sol Re9 Sol Re7 Sol7 Sibm Do7 Sim

G7 C#7 C7 F6 C7


8 but no ba - by I can't get you off \_\_\_\_\_ of my \_\_\_\_\_ mind. So come on. \_\_\_\_\_ please ba-by come

Sol7 Do#7 Do7 Fa6 Do7


G D9 4fr. G Am7 B<sup>b</sup>m7 D9sus4 10fr. G D9 4fr. G

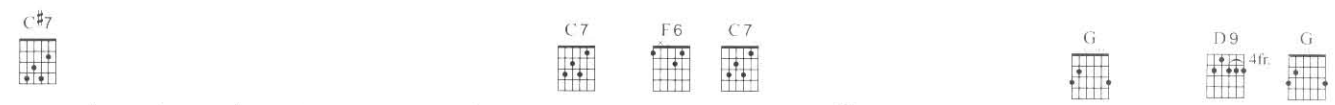
8 on come on. \_\_\_\_\_ come on. \_\_\_\_\_ love your dad-dy all night long. \_\_\_\_\_

Sol Re9 Sol Lam7 Sibm7 Re9sus4 Sol Re9 Sol




Now if you love me like I love you we can do all the things that we






used to do. So come on, oww, ba-by come on






please ba-by come on love your dad-dy all night long.









8

*trem.*

Sol7 Do6



8

Say,

Re7 Sol Re7/4



8

have you heard ba-by Ray Charles is in town let's mess a-round till the mid-night hour

Sol7 Si7m Do7 Sim Sol7



8

see what he's putt-in down. Come on please ba-by, come on, child

Do#7 Do7 Fa6 Do7 Sol Re9 Sol

Am7 B<sup>b</sup>m7 D9sus4 10fr. G D9 4fr. G

oh lord, ba - by come on, all night long.

Lam7 Sibm7 Re9sus4 Sol Re9 Sol

G D9 4fr. G G D9 4fr. G

Turn your lamp down low 'cause I love you so

Sol Re9 Sol Sol Re9 Sol

C7 F7 C7 G D9 4fr. G

ba - by please come on love your dad - dy all night long

Do7 Fa7 Do7 Sol Re9 Sol

Am7 B<sup>b</sup>m7 D9sus4 10fr. G D9 4fr. G

you hear me talk - in, ba-by ba-by please come on.

Lam7 Sibm7 Re9sus4 Sol Re9 Sol



# GEORGIA ON MY MIND

BOOGIEWOOGIE.RU

Words by S.Gorrell - Music by H.Carmichael



(♩ = 60)

N.C.

8

(strings)

Gmaj7

B7

Em

G7/D

8

Geor- gia, Geor- gia, the whole day through.

Solmaj7 Si7 Mim Sol7/Re

Cmaj7

C#dim

Gmaj7

E9

A7

D9

D7(b9)

8

the whole day through

Just an old sweet song keeps Geor- gia on my mind.

Domaj7 Do#dim Solmaj7 Mi9 La7 Re9 Re7(b9)

12

B7(♯5) 6fr. E9 A7 D7(♭9) 4fr. Gmaj7 2fr.

Geor - gia on my mind

I said a - Geor - gia,

Si7(♭5) Mi9 La7 Re7(♭9) Solmaj7

B7 Em G7/D Cmaj7 C♯dim 11fr.

Geor-gia, a song of

a song of you comes

Si7 Mim Sol7/Re Domaj7 Do♯dim

Gmaj7 2fr. E9 A7 D9 4fr. Gmaj7 2fr. C9

you as sweet and clear as moon-light through the pines.

Solmaj7 Mi9 La7 Re9 Solmaj7 Do9

Gmaj7 2fr. B7 Em Am7 Em6 C9

O - ther arms reach out to me,

Solmaj7 Si7 Mim Lam7 Mim6 Do9

# BOOGIEWOOGIE! RU

Em Am7 Em A7 Em

8  
o - ther eyes smile \_\_\_\_\_ ten - der - ly. Still in the peace - ful

Mim Lam7 Mim La7 Mim Lam7

Gmaj7 F#7 Bm Bb7(b5) A7 D9

8  
dreams I see \_\_\_\_\_ the road leads back to you. \_\_\_\_\_ I said

Solmaj7 Fa#7 Sim Sib7(b5) La7 Re9

Gmaj7 B7 Em G7/D

8  
Geor - gia, woh, Geor - gia, \_\_\_\_\_ no peace \_\_\_\_\_ I \_\_\_\_\_

Solmaj7 Si7 Mim Sol7/Re

Cmaj7 C#dim Gmaj7 E9 A7 D9

8  
\_\_\_\_\_ find, \_\_\_\_\_ just an old sweet song keeps Geor - gia \_\_\_\_\_ on my

Domaj7 Do#dim Solmaj7 Mi9 La7 Re9

Gmaj7 2fr. C9 Gmaj7 2fr. B7(#5) 7fr. Em Am7 Em6 C9

Geor - gia on my mind

mind. O - ther arms reach out to me,

Solmaj7 Do9 Solmaj7 Si7(#5) Mim Lam7 Mim6 Do9

Em Am7 Em A7 Em Am7

o - ther eyes smile ten - der - ly. Still in peace-ful

Mim Lam7 Mim La7 Mim Lam7

Gmaj7 2fr. F#7 Bm7 Bb7(?5) 5fr. A7 D9 4fr.

dreams I see the road leads back to you. Woh,

Solmaj7 Fa#7 Sim7 Sib7(b5) La7 Re9

Gmaj7 2fr. B7 Em

Geor - gia, Geor - gia, no peace, no peace

Solmaj7 Si7 Mim

# BOOGIEWOOGIE!RU

Cmaj7 C#dim 11fr. Gmaj7 2fr. E9 A7 D9 4fr.

I'll find \_\_\_\_\_ just an old sweet song, keeps Geor-gia \_\_\_\_\_ on my

Domaj7 Do#dim Solmaj7 Mi9 La7 Re9

F9 E9 A7

mind. \_\_\_\_\_ Geor - gia on my mind

I said just an old sweet song \_\_\_\_\_

Fa9 3 Mi9 3 La7

D9 4fr. D7(b9) 4fr. Gmaj7 2fr. Cmaj7 C#dim 11fr.

keeps Geor - gia on \_\_\_\_\_ my mind. \_\_\_\_\_

Re9 Re7(b9) Solmaj7 Domaj7 Do#dim

Gmaj7 2fr. A7 4fr. G7 G7(#9) 9fr.

Freely

Solmaj7 Lab7 Sol7 Sol7(#9)

# I CAN'T STOP LOVING YOU

Words and Music by Don Gibson

BOOGIEWOOGIE.RU



Easy swing (♩ = 79)



I can't stop lov - ing you,

I've made up my mind \_

Musical notation for the first system, including vocal line and piano accompaniment. The piano part features chords: Fa7, Fa7(#5), and Sib. The piano part includes triplets in the right hand.



to live in me - mo - ries \_ of the lone - some

Musical notation for the second system, including vocal line and piano accompaniment. The piano part features chords: Fa, Famaj7, Fa6, Do7, Solm7, and Do7.



I can't stop want - ing you.

time.

Musical notation for the third system, including vocal line and piano accompaniment. The piano part features chords: Fa, Fa7, Fa7(#5), and Sib. The piano part includes triplets in the right hand.

F Fmaj7 F6 C7

8 It's use - less to say, — so I'll just live my life —

Gm7 C7 F Bb/F F

8 in dreams of yes - ter - days. — Dreams of yes - ter - days. — Those — hap - py

F F7 Bb

8 hours that we — once knew, though — long a-go, —

F F7 C7

8 — they still — make me blue. — They — say — that

F F7 Bb

time heals a bro - ken heart, but time has stood

F C7 F Bb/F F7 F7(#5)

still since we've been a - part. can't stop

Bb F

lov - ing you, I've made up my mind

Fmaj7 F6 C7 Gm7 C7 F

to live in me - mo - ries of the lone - some time.



F7 F7(#5) B<sup>b</sup>

1 can't stop want - ing you.

It's use - less to

Detailed description: This system contains the first three measures of the piece. The guitar part has chords F7, F7(#5), and B<sup>b</sup>. The vocal line starts with a whole note '1' (representing the first fret) and continues with 'can't stop want - ing you.' The piano accompaniment features a bass line with chords Fa7, Fa7(#5), and Sib, and a treble line with eighth-note triplets.

F Fmaj7 F6 C7

say, \_\_\_\_\_ so I'll just live my life \_\_\_\_\_

Detailed description: This system contains measures 4-6. The guitar part has chords F, Fmaj7, F6, and C7. The vocal line continues with 'say, \_\_\_\_\_ so I'll just live my life \_\_\_\_\_'. The piano accompaniment continues with chords Fa, Famaj7, Fa6, and Do7, and treble line triplets.

Gm7 C7 F B<sup>b</sup>/F F

Those hap - py

in dreams of yes - ter - days. \_\_\_\_\_

Detailed description: This system contains measures 7-9. The guitar part has chords Gm7, C7, F, B<sup>b</sup>/F, and F. The vocal line continues with 'Those hap - py in dreams of yes - ter - days. \_\_\_\_\_'. The piano accompaniment continues with chords Solm7, Do7, Fa, Sib/Fa, and Fa, and treble line triplets.

F F7 B<sup>b</sup>

hours that we once knew, though long a -

Those hap - py hours that we once knew, \_\_\_\_\_

Detailed description: This system contains measures 10-12. The guitar part has chords F, F7, and B<sup>b</sup>. The vocal line continues with 'hours that we once knew, though long a - Those hap - py hours that we once knew, \_\_\_\_\_'. The piano accompaniment continues with chords Fa, Fa7, and Sib, and treble line triplets.

F C7

- go, \_\_\_\_\_ still make me blue. They say \_\_\_\_\_ that

though \_\_\_\_\_ long a - go, \_\_\_\_\_ still make me blue.

Detailed description: This system contains the first two measures of the piece. The vocal line starts with a quarter rest, followed by a dotted quarter note 'go', a half note 'still', and a quarter note 'make'. The piano accompaniment features a bass line with chords F and C7, and a treble line with eighth notes and triplets.

F E7 Bb

time \_\_\_\_\_ heals a bro - ken heart, but time has stood

They say \_\_\_\_\_ that time \_\_\_\_\_ heals a bro - ken heart, \_\_\_\_\_

Detailed description: This system contains the next two measures. The vocal line continues with 'time', 'heals a broken heart', and 'but time has stood'. The piano accompaniment uses chords F, E7, and Bb, with a treble line featuring triplets and eighth notes.

F C7 F Bb F7 F7(#5)

still \_\_\_\_\_ since we've been a - part. \_\_\_\_\_ can't stop

time has stood still \_\_\_\_\_ since we've been a - part. \_\_\_\_\_

Detailed description: This system contains the next two measures. The vocal line includes 'time has stood still' and 'since we've been a part'. The piano accompaniment features a variety of chords including F, C7, Bb, F7, and F7(#5), with a treble line containing triplets and eighth notes.

Bb F

lov - ing you, \_\_\_\_\_

I said I've made up my mind \_\_\_\_\_

Detailed description: This system contains the final two measures. The vocal line starts with 'I said I've made up my mind'. The piano accompaniment uses chords Bb and F, with a treble line featuring a triplet and a quintuplet.

Fmaj7



F6



C7



Gm7



C7



to live in me - mo - ries all the lone - some time.

Fmaj7 Fa6 Do7 Solm7 Do7 Fa

F7



F7(#5)



Bb



I can't stop want - ing you.

It's use - less to

Fa7 Fa7(#5) Sib

F



F6



C7



rall.

say, \_\_\_\_\_

so I'll just live my life \_\_\_\_\_

Fa Fa6 Do7

F



Bb/F



F



in dreams of yes - ter - days. \_\_\_\_\_ of yes - ter - days.

Fa Sib/Fa Fa

# RUBY

Words by Mitchell Parish - Music by Heinz Roemheld



Blues tempo

Strings

G7(9) 9fr. C6 Cmaj7 C#dim Gm7 G7(#9) 9fr.

8 They say, Ru - by, you're like a dream, not al - ways what you seem, —

Sol7(b9) Do6 Domaj7 Do#dim Solm7 Sol7(#9)

Cmaj7 Am Amaj7(+3) 4fr. Dm9 3fr. Bb7(b5) 5fr.

and tho' my heart may break when I a - wake, — let it be

Domaj7 Lam Lamaj7(b3) Rem9 Sib7(b5)

Fm6 C Dm7(+5) G7(#5) Cmaj7 A(#5) A Dm9 3fr. G7

so, — I on - ly know, Ru - by, it's you. — They

Fam6 Do Rem7(b5) Sol7(#5) Domaj7 La(#5) La Rem9 Sol7

# BOOGIEWOOGIE 3RU

C6 C C#dim Gm7 G7

8 say, Ru - by, you're like a song, you just don't know right from

Do6 Domaj7 Do#dim Solm7 Sol7

Cmaj7 Am Fmaj7 C Dm7

8 wrong, and in your eyes I see heart-aches for me,

Domaj7 Lam Famaj7 Do Rem7

Fm7 C Dm7(b5) G7(#5) Cmaj7 Gm7

8 but from the start, who stole my heart? Ru - by, it's you. I

Fam7 Do Rem7(b5) Sol7(#5) Domaj7 Solm7

Fm7 Cmaj7 C7

8 hear your voice and I must come to you,

Fam7 Domaj7 Do7

*Male*

24



have no choice, \_\_\_\_\_ so what else can I do? \_\_\_\_\_ They

what else can I do? \_\_\_\_\_



say, Ru - by, you're like a flame, in - to my life you



came, \_\_\_\_\_ and tho' I should be - ware still I just don't care, \_\_\_\_\_



you thrill me so, I on - ly know, Ru - by, it's you.

BOOGIEWOOGIE?RU

Dm7(b5)



Female I

hear your voice

and I must come to

Musical notation for the first system, including vocal line and piano accompaniment with chords Rem7(b5) and triplets.

Cmaj7



you,

Fm7



I have no choice,

Musical notation for the second system, including vocal line and piano accompaniment with chords Domaj7 and Fam7.

G7



what else can I do?

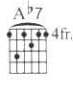
What can I

Musical notation for the third system, including vocal line and piano accompaniment with chord Sol7.

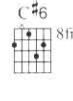
A<sup>b</sup>dim 6fr. do?



A<sup>b</sup>7 4fr.



C<sup>#</sup>6 8fr.



C<sup>#</sup>maj7



D dim



They say,

Ru - by, you're like a

Musical notation for the fourth system, including vocal line and piano accompaniment with chords Labdim, Lab7, D<sup>o</sup>#6, D<sup>o</sup>#maj7, and Redim.



flame, in - to my life you came,

Sol<sup>#</sup>m7 Sol<sup>#</sup>7(♯9) Do<sup>#</sup>maj7



N. C.  
Freely

and tho' I should be - ware \_\_\_\_\_ still I don't care, you thrill me so,

La<sup>#</sup>m Do<sup>#</sup>7 Fa<sup>#</sup>maj7 Do<sup>#</sup> Si7



I *gliss.* on - ly know, \_\_\_\_\_ Ru - by, it's you. \_\_\_\_\_

Strings Do<sup>#</sup> Fa<sup>#</sup>m7



Male She love Ru - by,

Do<sup>#</sup>m7



# SHAKE A TAIL FEATHER

BOOGIEWOOGIE<sub>2</sub>RU

Words and Music by Otis Hayes, Andre Williams, Verlie Rice



(♩ = 162)

N.C.

*mf* gliss.

A7



D



Well I heard — a - bout the fel - la you been

La7 Re

G7



D7



G7



danc - ing with all ov - er the neigh - bour - hood, — so

Sol7 Re7 Sol7

D Bm E7

8 why didn't you ask me ba - by, or did - n't you think I could?

Re Sim Mi7

A D G

8 Well I know that the boo - gi - loo is out of sight, but the

La Re Sol

D G D

8 shing - a - ling's the thing to - night, but if that were you and me out, now ba -

Re Sol Re

Bm E7 A

8 - by, I would have shown you how to do it right. Do it right.

Sim Mi7 La

8 Do it right. Do it right.

8 Do it right. Do it right.

A7

La7

8 Ah

gliss.

A7

La7

8 Twist - in', shake it shake it shake it shake it ba - by.

D G D

Re Sol Re



Hey we're gon - na loop de loop.

La Sol



Shake it up ba - by. Hey we're gon - na

Re Re7 Sol7



loop de la. Bend ov - er let me see you shake your tail - fea - ther,

La7


bend ov - er let me see you shake your tail - fea - ther. Come on, let me

8 see you shake your tail - fea - ther, come on, — let me see you shake your tail - fea - ther.



8 Ah ————— gliss. Twist - in',

Re



8 shake it shake it shake it shake it ba - by. ———

Sol Re



8 Hey we're gon - na loop de loop. Shake it up

Sol Re



D7



G



A7



8 ba - by. Hey we're gon-na loop de la. Bend ov - er let me

Re7 Sol La7

8 see you shake your tail - fea - ther, bend ov - er let me see you shake your tail - fea - ther.

8 Come on, — let me see you shake your tail - fea - ther, come on, — let me

8 see you shake your tail - fea - ther. Ah — Come on, —

# BOOGIEWOOGIE, RU

D7



G7



D7



G7



Play 4 times

Musical notation for the first system, including vocal line and piano accompaniment. The piano part features chords labeled Re7 and Sol7.

D7



G7



D7



G7



Play 4 times

Musical notation for the second system, including vocal line and piano accompaniment. The piano part features chords labeled Re7 and Sol7.

A7



D7



Ah

Twist - in'

Musical notation for the third system, including vocal line and piano accompaniment. The piano part features chords labeled La7 and Re7.

G7



D7



G7



Repeat to fade

Musical notation for the fourth system, including vocal line and piano accompaniment. The piano part features chords labeled Sol7 and Re7.

shake it shake it shake it shake it ba - by.

## WHAT'D I SAY

Words and Music by Ray Charles



(♩ = 179)

N.C.

E7





BOOGIEWOOGIE:RU

A7



E7



La7

Mi7

B7



A7



E



B7



Si7

La7

Mi

Si7

N.C.

A7



E7



La7

Mi7

B7



A7



E



B7



Si7

La7

Mi

Si7

N.C.

A7

La7

E7

B7

Mi7

Si7

A7

E

B7

La7

Mi

Si7

A7



E7



La7

Mi7

B7



A7



E



B7



Si7

La7

Mi

Si7

N.C.

A7



E7



La7

Mi7

B7



A7



E



B7



Si7

La7

Mi

Si7

E7 N.C. E7 N.C. E7

1. Hey, ma-ma don't you treat me — wrong, come and love yourdad-dy all night long, al - right  
 2. See the girl — with the dia - mond ring, — she knows how to shake that thing, al - right

Mi7 Mi7 Mi7

A7 E7

— now, hey, — hey, al -  
 — now, hey, — hey, hey, —

La7 Mi7

B7 A7 E7 1. B7

-right.  
hey.

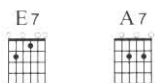
Si7 La7 Mi7 Si7

2. B7 E7 E7 E7 N.C. N.C. N.C.

Tell your ma-ma, tell your pa, I'm gon - na send you back to

Si7 Mi7 Mi7 Mi7

BOOGIEWOOGIE 3RU



8 Ar - kan - sas, Oh \_\_\_\_\_ yes, ma'am, you don't do \_\_\_\_\_ right,

Mi7 La7



8 \_\_\_\_\_ don't do right. \_\_\_\_\_

Mi7 Si7



8 \_\_\_\_\_

La7 Mi7 Si7



8 N.C. When you see me in mi-se-ry, come on \_\_\_\_\_ ba-by see a-bout me now, yeah, \_\_\_\_\_

Mi7 Mi7 Mi7

A7



E7



al - - right,

La7

Mi7

B7



A7



al - right. Oh

Si7

La7

E



B7



N.C.

play, boy.

Mi

Si7

BOOGIEWOOGIE<sup>♯</sup>RU

A7



E7



La7

Mi7

B7



A7



E



B7



Si7

La7

Mi

Si7

N.C.

A7



E7



La7

Mi7

B7



A7



E



B7



Si7

La7

Mi

Si7

E7 N.C. E7 N.C.

When you see me in mi-se-ry, come on— ba-by see a-bout me now, yeah,

Mi7 Mi7

A7 E7

Hey, — hey, al -

La7 Mi7

B7 A7 E B7

-right.

Si7 La7 Mi Si7

E7 N.C. E7 N.C. E7

See the girl with the red dress on, she can do the Bird - land all night— long,

Mi7 Mi7 Mi7



A7



E7



8  
yeah, yeah, what'd I say, — al -

La7 Mi7

B7



A7



E7



B7



8  
-right. Well, ——— tell me what'd I say, —

Si7 La7 Mi7 Si7

E7



8  
— yeah, tell me what'd I say right now.  
Ba - by I wanna know right now,

Mi7

A7



E7



8  
Tell me what'd I say, ——— tell me what'd I say right now.  
and — I wanna know, ——— ba - by I wanna know right now, yeah.

La7 Mi7

B7

A7



Tell me what'd I say, — And — I wanna know, — tell me what'd I say, — said — I wanna know,

Si7 La7

E7



1.

2.

N.C.

N.C.

— yeah. And — and I wan - na know, — yeah.

Mi7

2 bar count in. 1° only

N.C.

Er — (er), — oh — (oh), —

Er (er), oh (oh), er (er), oh (oh), woah one more time. Oh baby feel so good, Oh it's al - right,

# BOOGIEWOOGIE 45RU

E7 that's and and one feel it's more so all time good right

that's and and one feel it's more so all time good right

8

Said a - one more time, — ba - by now,  
 Make me feel so good, — now — yeah.  
 said that it's al - right — right — now,

Mi7

A7 that's and and one feel it's more so all time good right

8

said a - one more time — now,      said a - one more time  
 Woh, — ba - by, —      make me feel so good,  
 said — it's al - right, —      said — it's al - right

La7

E7 that's and and one feel it's more so all time good right

B7 that's and and one feel it's more so all time good right

8

— yeah.  
 — yeah.  
 — yeah.

Said a - one more time, —  
 Make me feel so good, —  
 Said — it's al - right, —

Mi7

Si7



1. 2.  
that's one more time  
and feel so good

and it's all right

said a - one more time \_\_\_\_\_ yeah.  
make me feel so good, \_\_\_\_\_ yeah.  
said \_\_\_\_\_ it's al - right. \_\_\_\_\_

Woh, \_\_\_\_\_

La7

Mi7

Mi7



N.C.

bab' shake that thing

shake that thing \_\_\_\_\_ now, ba - by shake that thing

Mi7

A7

bab' shake that thing

bab' shake that thing

now now, ba - by shake that thing, \_\_\_\_\_

La7



bab' shake that thing

ba - by shake that thing \_\_\_\_\_ right now. Ba - by shake that thing,

Mi7

BOOGIEWOOGIE<sup>4</sup>RU

B7 A7 E7 N.C.

bab' shake that thing bab' shake that thing

8 — ba - by shake that thing. — Woh, feel al - right —

This system contains the first two measures of the piece. The vocal line starts with a guitar chord diagram for B7 (x24762) and the lyrics 'bab' shake that thing'. The second measure features an A7 chord (x02023) and the lyrics 'bab' shake that thing'. The piano accompaniment consists of chords in the right hand and a bass line in the left hand. The key signature has three sharps (F#, C#, G#).

E7

I feel all right I feel all right

8 — now yeah, said I feel al - right — now. Woh, —

This system contains the next two measures. The vocal line begins with an E7 chord diagram (x79292) and the lyrics 'I feel all right'. The piano accompaniment continues with a steady bass line and chords in the right hand.

A7 E7

I feel all right I feel all right

8 — tell you feel al - right, — yeah. — Said I feel al - right,

This system contains the next two measures. The vocal line starts with an A7 chord diagram (x02023) and the lyrics 'I feel all right'. The piano accompaniment maintains the harmonic structure.

B7 A7 E7

I feel all right I feel all right

8 — said I feel al - right.

This system contains the final two measures. The vocal line begins with a B7 chord diagram (x24762) and the lyrics 'I feel all right'. The piano accompaniment concludes the piece with a final chord in the right hand.

## YOU ARE MY SUNSHINE

Words and Music by Jimmie Davis, Charles Mitchell



Moderately



8

The oth - er night \_\_\_\_\_ dear as I lay sleep - ing \_\_\_\_\_

Orch.

Fa7



8

oh \_\_\_\_\_ I dreamed I held you \_\_\_\_\_ in my arms \_\_\_\_\_

Sib7

Fa7



8

oh when I a - woke dear \_\_\_\_\_ I \_\_\_\_\_ was mis - tak - en \_\_\_\_\_

Sib7

Fa7

BOOGIEWOOGIE4RU

B<sup>b</sup>7

F7

B<sup>b</sup>7



you know an-oth-er how me I hung my head and cried: Oh you are my sun-

Sib7 Fa7 Sib7 Fa7

B<sup>b</sup>7



Female

You are my sun - shine my on - ly sun - shine you make me - shine oh my on-ly sun - shine oh you make me hap-py some-times

Sib7

F7



B<sup>b</sup>7



hap - py when skies are gra - y you'll nev - - - er when skies are gray oh you'll nev - er nev - er nev - er nev - er know dear

Fa7 Sib7

F7



B<sup>b</sup>7



F7



B<sup>b</sup>7



know dear how much I love you don't take my sun - shine how much I love you oh please don't take my sun-shine a -

Fa7 Sib7 Fa7 Sib7

shine a - way.



8

- way.

Fa7 Fa6



8

Fam Fa6



8

Fam Fa6 Redim Solm7



Female

8

You told me once dear — that you real-ly

Sibm Do7 Fa7



BOOGIEWOOGIE 5RU

B<sup>b</sup>7

F7



8 loved me and no one else could come between yeah

Sib7 Fa7

B<sup>b</sup>7

F7



8 now you've left me and you love 'noth - er yeah

Sib7 Fa7

B<sup>b</sup>7

F7

B<sup>b</sup>7

F7



8 you have shat-tered oh yeah all my dreams: Oh you are my sun-

Sib7 Fa7 Sib7 Fa7

Choir

You are my sun - shine my on - ly sun - shine  
- shine oh my on - ly sun - shine oh you make me

Sib7 Fa7

B $\flat$ 7 F7

you make me hap - py when skies are gra - y

8 hap - py some - times when skies are gray oh you'll

Sib7 Fa7

B $\flat$ 7 F7 B $\flat$ 7

you'll nev - - - er know dear how much I love you

8 nev - er nev - er nev - er nev - er know dear how much I love you oh please don't take

Sib7 Fa7 Sib7

F7 B $\flat$ 7 F7 B $\flat$ 7 F7

don't take my sun - shine don't take my sun - shine don't take my

8 oh you love me oh you need me

Fa7 Sib7 Fa7 Sib7 Fa7

B $\flat$ 7 F7 B $\flat$ 7 F

sun - shine don't take my sun - shine sun - shine 'way

8 oh you want me oh you love me 'way

Sib7 Fa7 Sib7 Fa

play 3 times

# ULTIMATE MINUS ONE

BOOGIEWOOGIE.RU

Those books allows you to learn and play classic songs using top quality backing tracks. Each song is fully transcribed.

The included CD enables you to learn how to play each piece by following the "full track" and then to perfect your skills with the play-along "minus one" tracks like performing with a live band.


Have fun !

**guitar, bass  
or piano  
Trax**




**ULTIMATE MINUS ONE**  
**THE BLUES BROTHERS** *Guitar Trax*  
Join with seven classic blues brother tracks  
CD includes 5 full tracks and 5 backing tracks  
Complete guitar tab transcriptions  
Full performance notes

Everybody Needs - Somebody To Love - Gimme Some Lovin' - Shake A Tail Feather - She Caught The Katy - Soul Man - Sweet Home Chicago - Who's Making Love  
ML2325




**ULTIMATE MINUS ONE**  
**CREEDENCE CLEARWATER REVIVAL** *Guitar Trax*  
Join with seven classic CCR tracks  
CD includes 5 full tracks and 5 backing tracks  
Complete guitar tab transcriptions  
Full performance notes

Down on the corner - Fortunate son - Have you ever seen the rain? - I heard it through the grapevine - Looking out my back door - Proud Mary - Up around the bend  
ML2350



**ULTIMATE MINUS ONE**  
**THE DOORS** *Guitar Trax*  
Join with seven classic Doors tracks  
CD includes 5 full tracks and 5 backing tracks  
Complete guitar tab transcriptions  
Full performance notes

Hello I love you - L.A. Woman - Light my fire - Love me two times - People are strange - Riders on the storm - Roadhouse Blues  
ML2292




**ULTIMATE MINUS ONE**  
**DEEP PURPLE** *Guitar Trax*  
Join with six classic Deep Purple tracks  
CD includes 5 full tracks and 5 backing tracks  
Complete guitar tab transcriptions  
Full performance notes

Black Night - Child in time - Highway star - Lazy - Smoke on the water - Space truckin' - Strange kind of woman  
ML2302




**ULTIMATE MINUS ONE**  
**DREAM THEATER** *Guitar Trax*  
Join with five classic Dream Theater tracks  
CD includes 5 full tracks and 5 backing tracks  
Complete guitar tab transcriptions  
Full performance notes

Pull me under - Metropolis, part 1 - Peruvian skies - 6:00 - Voices  
ML2370




**ULTIMATE MINUS ONE**  
**GUNS N' ROSES** *Guitar Trax*  
Join with six classic Guns N' Roses tracks  
CD includes 5 full tracks and 5 backing tracks  
Complete guitar tab transcriptions  
Full performance notes

Don't cry - November rain - Paradise City - Sweet child o' mine - Welcome to the jungle - You could be mine  
ML2470




**ULTIMATE MINUS ONE**  
**LIGABUE** *Guitar Trax*  
Contra 7 grandi successi di Ligabue  
CD include 5 full tracks and 5 backing tracks  
Complete guitar tab transcriptions  
Full performance notes

Balliamo sul mondo - Eri bellissima - Hai un momento Dio? - Ho perso le parole - Libera nos a malo - Tra palco e realtà - Urlando contro il cielo  
ML2445




**ULTIMATE MINUS ONE**  
**PINK FLOYD** *Guitar Trax*  
Join with seven classic Pink Floyd tracks  
CD includes 5 full tracks and 5 backing tracks  
Complete guitar tab transcriptions  
Full performance notes

Another Brick In The Wall (Part 2) - Breathe - Comfortably Numb - Have A Cigar - Hey You - Money - Shine On You Crazy Diamond (Part V)  
ML2160




**ULTIMATE MINUS ONE**  
**PINK FLOYD vol.2** *Guitar Trax*  
Join with seven classic Pink Floyd tracks  
CD includes 5 full tracks and 5 backing tracks  
Complete guitar tab transcriptions  
Full performance notes

Brain Damage - In The Flesh - Mother - On The Turning Away - Time - Us And Them - Wish You Were Here  
ML2461




**ULTIMATE MINUS ONE**  
**VASCOROSI** *Guitar Trax*  
Join with seven classic Vasco Rossi tracks  
CD includes 5 full tracks and 5 backing tracks  
Complete guitar tab transcriptions  
Full performance notes

C'è chi dice no - Delusa - Gli angeli - Gli spari sopra - Ogni volta - Siamo solo noi - Vivere  
ML2408




**ULTIMATE MINUS ONE**  
**SANTANA** *Guitar Trax*  
Join with seven classic Santana tracks  
CD includes 5 full tracks and 5 backing tracks  
Complete guitar tab transcriptions  
Full performance notes

All I ever wanted - Aqua marine - Corazón espinado - Europa - Oye como va - Smooth - The game of love.  
ML2501




**ULTIMATE MINUS ONE**  
**JACO PASTORIUS** *Bass Trax*  
Join with seven classic Jaco Pastorius tracks  
CD includes 5 full tracks and 5 backing tracks  
Complete bass tab transcriptions  
Full performance notes

Birdland - Black market - Cannonball - Mercy, mercy, mercy - Slang - Teen town - Three view of a secret  
ML2390



**ULTIMATE MINUS ONE**  
**ELTON JOHN** *Piano Trax*  
Join with seven classic Elton John tracks  
CD includes 5 full tracks and 5 backing tracks  
Complete piano tab transcriptions  
Full performance notes

Believe - Can You Feel The Love Tonight - Don't Let The Sun Go Down On Me - Nikita - Song For Guy - Sorry Seems To Be The Hardest Word - Your Song  
ML2494



**ULTIMATE MINUS ONE**  
**RAY CHARLES** *Piano Trax*  
Join with eight classic Ray Charles tracks  
CD includes 5 full tracks and 5 backing tracks  
Complete piano tab transcriptions  
Full performance notes

Shake A Tail Feather - Born To Lose - Georgia On My Mind - I Can't Stip Loving You - Ruby - Don't You Know - I Got A Woman - What'd I Say  
ML2535

